

# YAVAPAI COUNTY DETENTION CENTER REACH OUT PROGRAM

A collaborative evaluation between Yavapai County Sheriff's office, the Yavapai Justice and Mental Health Coalition, and Northern Arizona University's Center for Health Equity Research

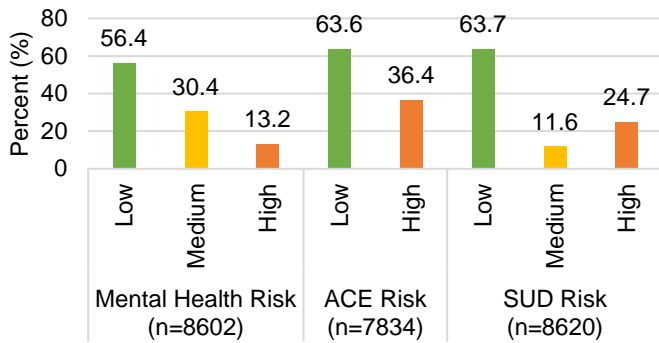
The Reach Out Program was developed to identify and connect to services individuals who may be at high risk for possible substance use disorders (SUD), mental health concerns (MH) and Adverse Childhood Experiences (ACE). This report is focused on post-release connections to services and includes 13,753 individuals who interacted with Reach Out Release Coordinators at the Yavapai County Detention Center between March 18, 2018 and August 18, 2020 with recidivism tracking through March 1, 2021.

- **The overall recidivism rate at 24 months was 18.5%, defined as new criminal charges or warrants for new charges**
  - **Recidivism at 6 months = 12.6%**
  - **Recidivism at 12 months = 16.3%**
  - **Recidivism at 18 months = 17.7%**
- **4,182 individuals (31.3%) were referred to services**
- **Among those who received referrals, 2,356 were connected to services (56.4%)**
  - **Those with moderate or high behavioral risk factors, as well as those who reported any other risk factor, were more likely to get connected to services**

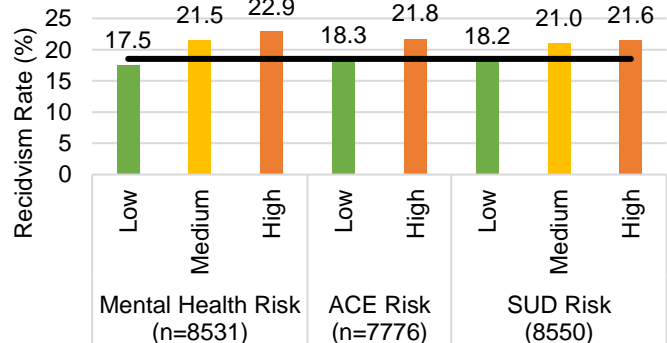
44% of individuals disclosed moderate or high risk for MH and 36% disclosed moderate or high risk for SUD

Recidivism was highest among those at moderate or high risk for MH, ACE, and SUD.

Behavioral Health Risk Factor Characteristics

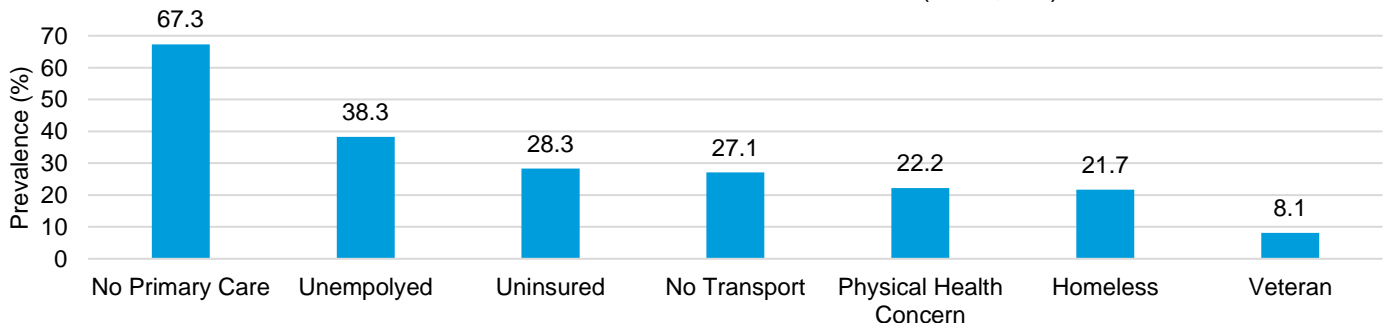


Recidivism Rates by Behavioral Health Risk Factors



Other risk factors that affect recidivism risk and the health and wellbeing of community members are also important to the Reach Out Program.

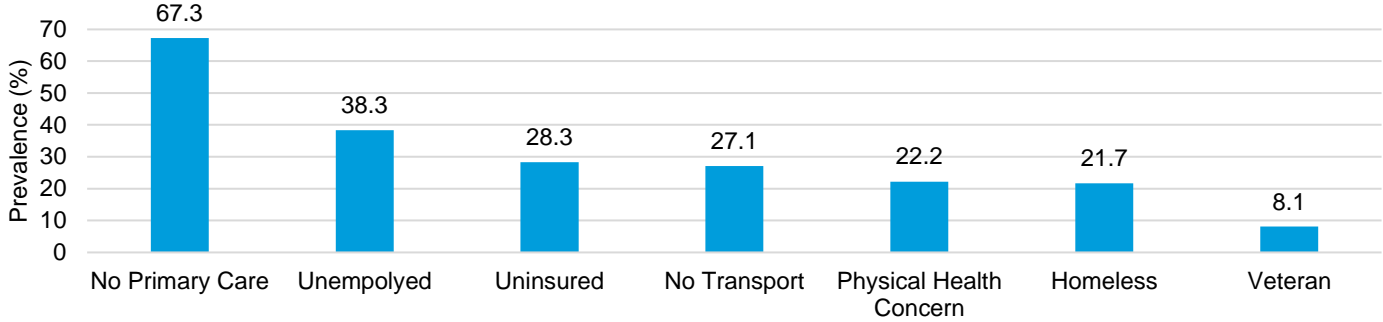
Other Risk Factors that Affect Recidivism Risk (n=13,753)



# YAVAPAI COUNTY DETENTION CENTER REACH OUT PROGRAM

Other risk factors that affect recidivism risk and the health and wellbeing of community members are also important to the Reach Out Program.

Other Risk Factors that Affect Recidivism Risk (n=13,753)



For every other risk factor assessed, recidivism was higher among those who reported having each risk factor.

Recidivism Rates by Other Demographic Risk Factors (n=13,753)

